

TFY4115 Fysikk (for MTEL, MTTK, MTNANO)

Respondents: 96 displayed, 96 total

Status: Archived

Launched Date: N/A

Closed Date: 07.12.2012

1. Mitt utbytte av

	Svært dårlig (1 Points)	Dårlig (2 Points)	Middels (3 Points)	Bra (4 Points)	Svært bra (5 Points)	Ikke relevant (6 Points)	Response Total	Points	Avg
forelesningene:	3,12% (3)(3pts)	7,29% (7)(14pts)	16,67% (16)(48pts)	42,71% (41)(164pts)	25% (24)(120pts)	5,21% (5)(30pts)	96	379	3,95
regneøvingene:	1,04% (1)(1pts)	8,33% (8)(16pts)	16,67% (16)(48pts)	43,75% (42)(168pts)	27,08% (26)(130pts)	3,12% (3)(18pts)	96	381	3,97
laboratorieøvingene:	12,5% (12)(12pts)	27,08% (26)(52pts)	36,46% (35)(105pts)	19,79% (19)(76pts)	1,04% (1)(5pts)	3,12% (3)(18pts)	96	268	2,79

IKT-baserte

aktiviteter

(numeriske
beregninger,
simuleringer etc):

16,67% (16)(16pts)	30,21% (29)(58pts)	21,88% (21)(63pts)	9,38% (9)(36pts)	3,12% (3)(15pts)	18,75% (18)(108pts)	96	296	3,08
--------------------	--------------------	--------------------	------------------	------------------	---------------------	----	-----	------

Total Respondents 96

Total Responses 384

Total Points Earned 1324

Point Average 3,45

Point Weighted Average 3,45

2. Faglig nivå:

	Response Total	Response Percent	Points	Avg
Allfor lavt. (1 Points)	0	0%	0	0
Litt for lavt (2 Points)	4	4%	8	8
Akkurat passe (3 Points)	53	55%	159	159
Litt for høyt (4 Points)	36	38%	144	144
Allfor høyt (5 Points)	3	3%	15	15

Total Respondents 96 100%








Total Responses 96







Total Points Earned 326

Point Average 3,4

Point Weighted Average 3,4

3. Læremidler

		Response Total	Response Percent	Points	Avg
Svært dårlig (1 Points)		2	2%	2	2
Dårlig (2 Points)		11	11%	22	22
Middels (3 Points)		34	35%	102	102
Bra (4 Points)		39	41%	156	156
Svært bra (5 Points)		6	6%	30	30
Ikke relevant (6 Points)		4	4%	24	24
Total Respondents		96	100%		
Total Responses			96		
Total Points Earned			336		
Point Average			3,5		
Point Weighted Average			3,5		
4. Søke råd/hjelp					
		Response Total	Response Percent	Points	Avg
Svært vanskelig (1 Points)		0	0%	0	0
Vanskelig (2 Points)		2	2%	4	4
Verken vanskelig eller enkelt (3 Points)		25	26%	75	75
Enkelt (4 Points)		24	25%	96	96
Svært enkelt (5 Points)		6	6%	30	30
Ikke relevant (6 Points)		39	41%	234	234
Total Respondents		96	100%		
Total Responses			96		
Total Points Earned			439		
Point Average			4,57		
Point Weighted Average			4,57		
5. Læringsmåloppfyllelse					
		Response Total	Response Percent	Points	Avg
I meget liten grad (1 Points)		1	1%	1	1
I liten grad (2 Points)		2	2%	4	4
I noen grad (3 Points)		24	25%	72	72
I stor grad (4 Points)		49	51%	196	196
I meget stor grad (5 Points)		14	15%	70	70

Ikke relevant (6 Points)		6	6%	36	36
		Total Respondents	96	100%	
		Total Responses	96		
		Total Points Earned	379		
		Point Average	3,95		
		Point Weighted Average	3,95		
6. Overlapp					
		Response Total	Response Percent	Points	Avg
Altfor mye (1 Points)		4	4%	4	4
Litt for mye (2 Points)		6	6%	12	12
Passelig (3 Points)		62	65%	186	186
Litt for lite (4 Points)		22	23%	88	88
Altfor lite (5 Points)		2	2%	10	10
		Total Respondents	96	100%	
		Total Responses	96		
		Total Points Earned	300		
		Point Average	3,12		
		Point Weighted Average	3,12		
7. Kommentarer					
		Total Respondents		49	
		(skipped this question)		47	