

Øving 14

Guidance: Week 16

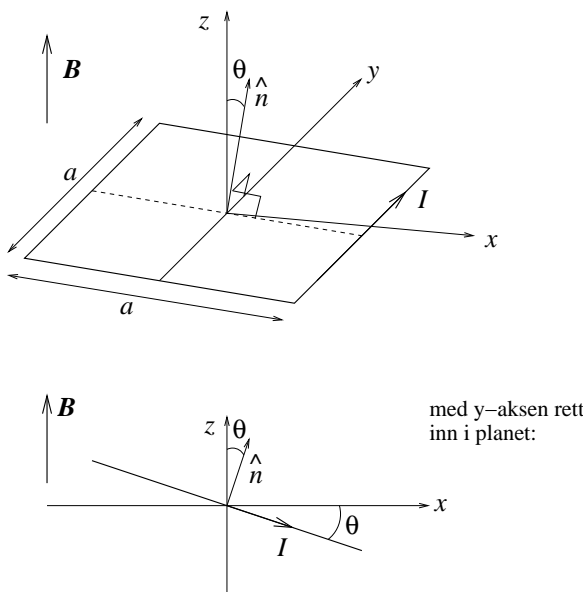
To be delivered by: Monday April 23

Exercise 1

In the lectures, we showed that atoms may be viewed as small current loops, i.e., as small magnetic dipoles with magnetic dipole moment $\mathbf{m} = I\mathbf{A}$, where the current I goes in a loop which encloses a (planar) area A . ("The vector area" is then $\mathbf{A} = A\hat{n}$, where \hat{n} is a unit vector perpendicular to the enclosed surface, with the positive direction determined by the right hand rule.)

Here, we will use a *quadratic* current loop as a model for such an atomic magnetic dipole and look closer at how it will behave in a magnetic field \mathbf{B} . (We could have used a circular loop, but the quadratic one is a little simpler when it comes to the calculations...)

The current loop has edges with length a and transports a current I . It is placed in a *homogeneous* magnetic field $\mathbf{B} = B\hat{z}$ and is allowed to rotate freely around the y -axis, which in our case passes through the centre of the current loop, as shown in the figure:



The orientation of the current loop is defined through the angle θ between the z -axis and the surface normal \hat{n} . (Positive θ *counterclockwise*, as shown in the figure.)

a) What is the magnetic dipole moment \mathbf{m} of this current loop? What is the total force due to \mathbf{B} on the current loop?

b) Find the torque $\boldsymbol{\tau}$ on the loop with respect to the y -axis and show that it can be written in the form $\boldsymbol{\tau} = \mathbf{m} \times \mathbf{B}$.

[Hint: Find the force on each of the four straight elements of the loop and use the fact that torque equals "arm times force".]

c) Determine the potential energy $U(\theta)$ of such a magnetic dipole in the field \mathbf{B} . Draw a sketch of $U(\theta)$. Which orientation of the dipole with respect to \mathbf{B} represents a stable and an unstable equilibrium, respectively?

d) In iron, each atom has a magnetic dipole moment \mathbf{m}_{Fe} which is made up of two parallel electron spins, so that $m_{\text{Fe}} = 2\mu_B$. Here, $\mu_B = e\hbar/2m_e$ is the magnetic dipole moment of a single electron spin, the so-called Bohr magneton, which has the value $9.27 \cdot 10^{-24} \text{ Am}^2$.

What is then the maximum density of magnetic dipole moment, i.e., the maximum magnetic dipole moment pr unit volume, in iron?

[Comment: Magnetic dipole moment pr unit volume is, by definition, the quantity *magnetization*. In electrostatics, we introduced *polarization*, which by definition is electric dipole moment pr unit volume. More about magnetism and magnetization in the lectures!]

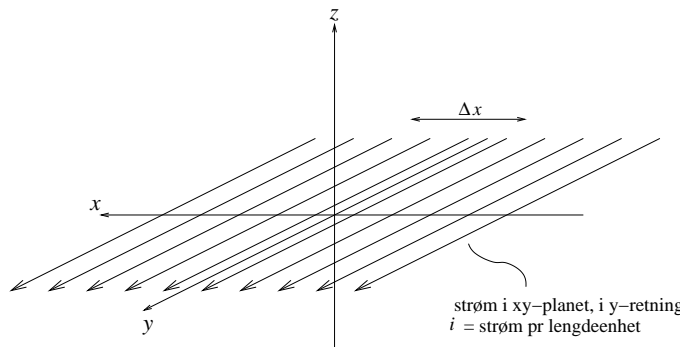
Given information: Molar mass of iron: 55.9 g/mol. Mass density of iron: 7.9 g/cm³. 1 mol = 6.02 · 10²³.

Exercise 2

Show, by using Ampere's law, that the magnetic field \mathbf{B} from a uniform "surface current" $\mathbf{i} = i \hat{y}$ flowing in the (complete) xy -plane in the positive y direction is

$$\mathbf{B} = \begin{cases} -(\mu_0 i/2) \hat{x} & \text{for } z < 0 \\ +(\mu_0 i/2) \hat{x} & \text{for } z > 0 \end{cases}$$

(I.e., independent of the distance from the xy plane, just like we found for the electric field from an infinitely large uniformly charged plane.) Here, i is the current *pr unit length* of the x direction. In other words, in a "stripe" of width Δx runs a current $\Delta I = i \cdot \Delta x$.



Hint:

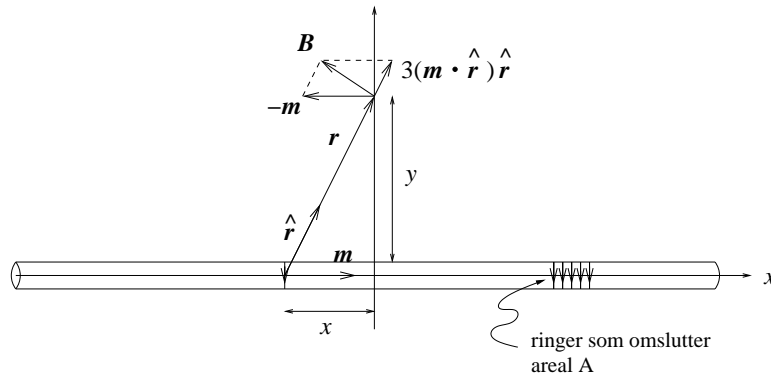
- You have already been informed that the y and the z component of \mathbf{B} are both zero. However, spend some time to convince yourself that it has to be like that! Such an "investigation" of the symmetry of the problem is completely *essential* if you want to take advantage of Ampere's law in order to determine the magnetic field. Often, you

then need to go back to the Biot-Savart law and look at the consequences of "current elements" $I d\mathbf{l}$ that give contributions $d\mathbf{B} \sim I d\mathbf{l} \times \hat{\mathbf{r}}$ to the total magnetic field.

- In this particular problem, you will perhaps convince yourself that a sensible choice of "amperian loop" is a rectangular curve with surface normal in the current direction. If so, you are on the right track!

Exercise 3

An infinitely long, thin solenoid is located with its central axis on the x axis.



In the lectures, we argued that if there is a magnetic field on the outside of the solenoid, it must be directed *along* the direction of the solenoid, i.e., $\mathbf{B} = B \hat{x}$. Using Ampere's law, we then showed that $B = 0$. This can be explained by the fact that some of the turns on the solenoid contribute with negative x component to \mathbf{B} while others contribute with positive x component. In a distance $y = 50$ cm from the axis of a solenoid with 1000 turns pr meter, how many turns will contribute with a negative x component to \mathbf{B} ? (The rest of the turns, an infinite number, will contribute with positive x component to \mathbf{B} .) Witout telling you the exact answer, I can say that if you obtain somewhat more than 700, you have probably done this one correctly. (Or: Done the same mistakes as I have...)

Hint: Each turn on the solenoid may be regarded as an *ideal* magnetic dipole $\mathbf{m} = m \hat{x}$, i.e., we assume that the radius of the solenoid is small compared to the distance y . In that case, the magnetic field in a distance \mathbf{r} from a specific turn is given by

$$\mathbf{B}_{\text{dipol}} = \frac{\mu_0}{4\pi r^3} [3(\mathbf{m} \cdot \hat{\mathbf{r}}) \hat{\mathbf{r}} - \mathbf{m}]$$

With a current I in the solenoid wire and a cross section of area A , we have the relation $m = IA$. However, you don't need I and A to solve this problem.