

Respondents: 82 displayed, 82 total

Status: Closed

Launched Date: 05.04.2014

Closed Date: 11.06.2014






## 1. Mitt utbytte av

	<b>Svært dårlig (1 Points)</b>	<b>Dårlig (2 Points)</b>	<b>Middels (3 Points)</b>	<b>Bra (4 Points)</b>	<b>Svært bra (5 Points)</b>	<b>Ikke relevant (6 Points)</b>	<b>Response Total</b>	<b>Points</b>	<b>Avg</b>
forelesningene:	0% (0) (0pts)	3,03% (2) (4pts)	7,58% (5) (15pts)	31,82% (21) (84pts)	56,06% (37) (185pts)	1,52% (1) (6pts)	<b>66</b>	<b>294</b>	<b>4,45</b>
regneøvingene:	0% (0) (0pts)	3,03% (2) (4pts)	10,61% (7) (21pts)	53,03% (35) (140pts)	31,82% (21) (105pts)	1,52% (1) (6pts)	<b>66</b>	<b>276</b>	<b>4,18</b>
laboratorieøvingene:	0% (0) (0pts)	9,09% (6) (12pts)	30,3% (20) (60pts)	53,03% (35) (140pts)	6,06% (4) (20pts)	1,52% (1) (6pts)	<b>66</b>	<b>238</b>	<b>3,61</b>
IKT-baserte aktiviteter (numeriske beregninger, simuleringer etc):	4,55% (3) (3pts)	15,15% (10) (20pts)	24,24% (16) (48pts)	40,91% (27) (108pts)	10,61% (7) (35pts)	4,55% (3) (18pts)	<b>66</b>	<b>232</b>	<b>3,52</b>
<b>Total Respondents</b>							<b>66</b>		
<b>Total Responses</b>							<b>264</b>		
<b>Total Points Earned</b>							<b>1040</b>		
<b>Point Average</b>							<b>3,94</b>		
<b>Point Weighted Average</b>							<b>3,94</b>		
(skipped this question)							<b>16</b>		

## 2. Faglig nivå:

		Response Total	Response Percent	Points	Avg
Altfor lavt. (1 Points)		0	0%	0	0
Litt for lavt (2 Points)	<div><div></div></div>	1	2%	2	2
Akkurat passe (3 Points)	<div><div></div></div>	48	73%	144	144
Litt for høyt (4 Points)	<div><div></div></div>	17	26%	68	68
Altfor høyt (5 Points)		0	0%	0	0
Total Respondents		66	100%		
Total Responses		66			
Total Points Earned		214			
Point Average		3,24			
Point Weighted Average		3,24			
(skipped this question)			16		

## 3. Læremidler

	<b>Response Total</b>	<b>Response Percent</b>	<b>Points</b>	<b>Avg</b>
Svært dårlig (1 Points)	<b>0</b>	<b>0%</b>	<b>0</b>	<b>0</b>
Dårlig (2 Points) 	<b>2</b>	<b>3%</b>	<b>4</b>	<b>4</b>
Middels (3 Points) 	<b>8</b>	<b>12%</b>	<b>24</b>	<b>24</b>
Bra (4 Points) 	<b>32</b>	<b>48%</b>	<b>128</b>	<b>128</b>
Svært bra (5 Points) 	<b>23</b>	<b>35%</b>	<b>115</b>	<b>115</b>
Ikke relevant (6 Points) 	<b>1</b>	<b>2%</b>	<b>6</b>	<b>6</b>
<b>Total Respondents</b>	<b>66</b>	<b>100%</b>		

Total Responses		66		
Total Points Earned		277		
Point Average		4,2		
Point Weighted Average		4,2		
(skipped this question)		16		
4. Søke råd/hjelp				
	Response Total	Response Percent	Points	Avg
Svært vanskelig (1 Points)	0	0%	0	0
Vanskelig (2 Points)	0	0%	0	0
Verken vanskelig eller enkelt (3 Points)	10	15%	30	30
Enkelt (4 Points)	22	33%	88	88
Svært enkelt (5 Points)	20	30%	100	100
Ikke relevant (6 Points)	14	21%	84	84
Total Respondents		66	100%	
Total Responses		66		
Total Points Earned		302		
Point Average		4,58		
Point Weighted Average		4,58		
(skipped this question)		16		
5. Læringsmåloppfyllelse				
	Response Total	Response Percent	Points	Avg
I meget liten grad (1 Points)	0	0%	0	0
I liten grad (2 Points)	0	0%	0	0
I noen grad (3 Points)	3	5%	9	9
I stor grad (4 Points)	33	50%	132	132
I meget stor grad (5 Points)	27	41%	135	135
Ikke relevant (6 Points)	3	5%	18	18
Total Respondents		66	100%	
Total Responses		66		
Total Points Earned		294		
Point Average		4,45		
Point Weighted Average		4,45		
(skipped this question)		16		
6. Overlapp				
	Response Total	Response Percent	Points	Avg
Altfor mye (1 Points)	0	0%	0	0
Litt for mye (2 Points)	2	3%	4	4
Passelig (3 Points)	60	91%	180	180
Litt for lite (4 Points)	4	6%	16	16
Altfor lite (5 Points)	0	0%	0	0
Total Respondents		66	100%	
Total Responses		66		

Total Points Earned		200
Point Average		3,03
Point Weighted Average		3,03
(skipped this question)		16
7. Kommentarer		
Total Respondents		28
(skipped this question)		54