

Respondents: 77 displayed, 77 total

Status: Open

Launched Date: N/A

Closed Date: 25.05.2016






1. Mitt utbytte av

	Svært dårlig (1 Points)	Dårlig (2 Points)	Middels (3 Points)	Bra (4 Points)	Svært bra (5 Points)	Ikke relevant (6 Points)	Response Total	Points	Avg
forelesningene:	0% (0) (0pts)	8,33% (5) (10pts)	21,67% (13) (39pts)	36,67% (22) (88pts)	31,67% (19) (95pts)	1,67% (1) (6pts)	60	238	3,97
regneøvingene:	0% (0) (0pts)	6,67% (4) (8pts)	36,67% (22) (66pts)	31,67% (19) (76pts)	18,33% (11) (55pts)	6,67% (4) (24pts)	60	229	3,82
laboratorieøvingene:	0% (0) (0pts)	1,67% (1) (2pts)	1,67% (1) (3pts)	1,67% (1) (4pts)	0% (0)(0pts)	95% (57) (342pts)	60	351	5,85
IKT-baserte aktiviteter (numeriske beregninger, simuleringer etc):	5% (3) (3pts)	8,33% (5) (10pts)	41,67% (25) (75pts)	31,67% (19) (76pts)	6,67% (4) (20pts)	6,67% (4) (24pts)	60	208	3,47
Total Respondents							60		
Total Responses							240		
Total Points Earned							1026		
Point Average							4,28		
Point Weighted Average							4,28		
(skipped this question)							17		

2. Faglig nivå:

		Response Total	Response Percent	Points	Avg
Altfor lavt. (1 Points)		0	0%	0	0
Litt for lavt (2 Points)	<div></div>	4	7%	8	8
Akkurat passe (3 Points)	<div></div>	37	62%	111	111
Litt for høyt (4 Points)	<div></div>	15	25%	60	60
Altfor høyt (5 Points)	<div></div>	4	7%	20	20
Total Respondents		60	100%		
Total Responses		60			
Total Points Earned		199			
Point Average		3,32			
Point Weighted Average		3,32			
(skipped this question)		17			

3. Læremidler

	Response Total	Response Percent	Points	Avg
Svært dårlig (1 Points)	0	0%	0	0
Dårlig (2 Points) 	5	8%	10	10
Middels (3 Points) 	14	23%	42	42
Bra (4 Points) 	27	45%	108	108
Svært bra (5 Points) 	13	22%	65	65
Ikke relevant (6 Points) 	1	2%	6	6
Total Respondents	60	100%		

Total Responses		60			
Total Points Earned		231			
Point Average		3,85			
Point Weighted Average		3,85			
(skipped this question)		17			
4. Søke råd/hjelp					
		Response Total	Response Percent	Points	Avg
Svært vanskelig (1 Points)		0	0%	0	0
Vanskelig (2 Points)		0	0%	0	0
Verken vanskelig eller enkelt (3 Points)	<div></div>	15	25%	45	45
Enkelt (4 Points)	<div></div>	23	38%	92	92
Svært enkelt (5 Points)	<div></div>	15	25%	75	75
Ikke relevant (6 Points)	<div></div>	7	12%	42	42
Total Respondents		60	100%		
Total Responses		60			
Total Points Earned		254			
Point Average		4,23			
Point Weighted Average		4,23			
(skipped this question)		17			
5. Læringsmåloppfyllelse					
		Response Total	Response Percent	Points	Avg
I meget liten grad (1 Points)		0	0%	0	0
I liten grad (2 Points)	<div></div>	2	3%	4	4
I noen grad (3 Points)	<div></div>	8	13%	24	24
I stor grad (4 Points)	<div></div>	27	45%	108	108
I meget stor grad (5 Points)	<div></div>	19	32%	95	95
Ikke relevant (6 Points)	<div></div>	4	7%	24	24
Total Respondents		60	100%		
Total Responses		60			
Total Points Earned		255			
Point Average		4,25			
Point Weighted Average		4,25			
(skipped this question)		17			
6. Overlapp					
		Response Total	Response Percent	Points	Avg
Altfor mye (1 Points)		0	0%	0	0
Litt for mye (2 Points)	<div></div>	4	7%	8	8
Passelig (3 Points)	<div></div>	44	73%	132	132
Litt for lite (4 Points)	<div></div>	11	18%	44	44
Altfor lite (5 Points)	<div></div>	1	2%	5	5
Total Respondents		60	100%		
Total Responses		60			

Total Points Earned		189
Point Average		3,15
Point Weighted Average		3,15
(skipped this question)		17
7. Kommentarer		
Total Respondents		25
(skipped this question)		52